



SILVER PLAN :

1. Twenty-eight historical currency exchange rate data tables of current end-of-the-year currency closing prices dating from the year 1800 to present time. (Examples of USD/CHF, EUR/JPY and AUD/USD are located at our home page for your convenience).
2. Six additional tables with supplementary information related to currency exchange trading.



Price of subscription for personal use : \$ 1,000.

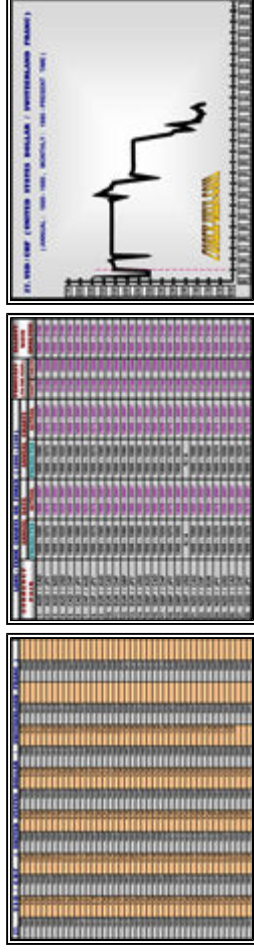
Price of subscription for business use : \$ 2,000.

GOLD PLAN :

1. Twenty-eight historical currency exchange rate data tables of current end-of-the-year currency closing prices dating from the year 1800 to present time. (Examples of USD/CHF, EUR/JPY and AUD/USD are located at our home page for your convenience).
2. Six additional tables with supplementary information related to currency exchange trading.



- Annual currency exchange charts for 28 currency pairs dating from the year 1800 to present time. (Examples of USD/CHF, EUR/JPY and AUD/USD are located at our home page for your convenience).



Price of subscription for personal use :

\$ 2,500.

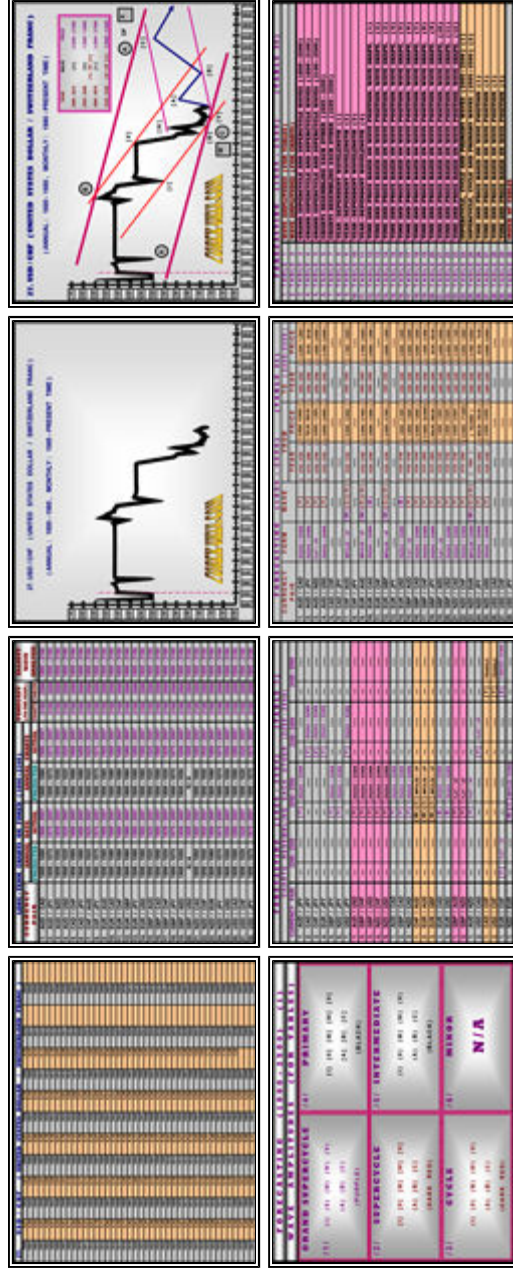
Price of subscription for business use :

\$ 5,000.

PLATINUM PLAN :

- Twenty-eight historical currency exchange rate data tables of current end-of-the-year currency closing prices dating from the year 1800 to present time. (Examples of USD/CHF, EUR/JPY and AUD/USD are located at our home page for your convenience).
- Six additional tables with supplementary information related to currency exchange trading.
- Annual currency exchange charts for 28 currency pairs dating from the year 1800 to present time. (Examples of USD/CHF, EUR/JPY and AUD/USD are located at our home page for your convenience).
- Annual currency exchange charts for 28 currency pairs with Elliott Wave Analysis as early as the year 1800 and forecasting future flow rate for the next 100 years (to 2100). (Examples of USD/CHF, EUR/JPY and AUD/USD are located at our home page for your convenience).
- Thirty tables with forecasting future flow rate for the next 500 years (until the year 2500). The tables project Grand Supercycle, Supercycle, Cycle, Primary, and Intermediate Waves. The tables show time-dependent currency wavelengths, the year and price at the beginning and end of each wave cycle, as well as the shape they take on. Examples and full listing of these tables can be found at our home page under the names of

"Charts Resembling Each Other (2200–2500)", "Year-Dependent Wavelength", and "Index of Tables".



Price of subscription for personal use : \$ 5,000.

Price of subscription for business use : \$ 10,000.

The complete list of 28 currency pairs can be found at our [Home](#) page and our [References](#) page.

[Home](#) [References](#) [Why Forex UKLV](#) [Pricing](#) [Sale of Copyright Privileges](#)

[How to Subscribe](#) [Profit](#) [Advertising](#) [Our Partners](#) [Contact Us](#)